



Industrial Uniform Rental Services

Clothing that works as hard as you do



Rental Catalog



AlSCO—The Right Fit for Your Business

Whether you're starting a new uniform program or transitioning from another service, you can feel confident in choosing AlSCO. We provide unparalleled personalized service and high quality uniforms.

What AlSCO Offers

- Custom rental, lease, and direct-purchase programs
- Advice on fabrics, colors, and styles
- Expert measuring to ensure the right fit
- Emblem and embroidery services, replacement, and repair
- Washroom supplies, mats, mops, and more
- Consistent prices and clear charges
- *A-Track*SM online account management program
- *One & Done*SM service – easily resolve any issues with just one call
- 100% satisfaction guarantee



Men's Work Shirts

Microcheck Uniform Shirt

- Touchtex™ technology with superior color retention, soil release, and wickability
- Two-piece, lined, banded collar with sewn-in stays
- Six tortoise shell buttons plus button at neck
- Two button-through, hex-style pockets with left pencil stall
- Yarn-dyed microchecks
- 3.5 oz. Poplin
- 65% Polyester / 35% Combed Cotton

SP10 Microcheck Uniform Shirt – Long Sleeve

Sizes: (Reg) S – 6XL
(Long) (EX) M – 4XL
(HK) L – XXL
(KB) L – 3XL

Colors: EX, HK, KB

SP20 Microcheck Uniform Shirt – Short Sleeve

Sizes: (Reg) S – 6XL
(Long) (EX) L – 5XL
(KB) L – 3XL

Colors: EX, HK, KB



EX HK KB



SP10HK Shown



Men's Work Shirts



SP14CH Shown

Industrial Work Shirts

- Touchtex™ technology with superior color retention, soil release, and wickability
- Two-piece lined collar with sewn-in stays
- Six-button front with gripper at neck
- Two button-through, hex-style pockets with left pencil stall
- 4.25 oz. Poplin
- 65% Polyester / 35% Cotton



SP14 Industrial Solid Work Shirt – Long Sleeve

Sizes: (Reg) S – 4XL
(Long) L – 3XL


Colors: BK, CH, EX, GY,
LB, LG, LT, MB,
NV, RD, WH

SP24 Industrial Solid Work Shirt – Short Sleeve

Sizes: (Reg) S – 4XL
(Long) L – 3XL

Colors: BK, CH, EX, GY, LB, LG, LT,
MB, NV, RD, WH

More sizes may be available upon request



Industrial Stripe Work Shirt

SB12 Long Sleeve

Size: (Reg) S – 6XL
(Long) M – 5XL
Color: BS

SB22 Short Sleeve

Size: (Reg) S – 6XL
(Long) L – 3XL
Color: BS

SP10 Long Sleeve

Size: (Reg) S – 6XL
(Long) (BW) M – 4XL
(CW) M – 3XL
(X-Long) (BW) XL – XXL
(CW) L – 3XL
Colors: BW, CW

SP20 Short Sleeve


Size: (Reg) S – 6XL
(Long) (BW) L – 3XL
(CW) M – 5XL
Colors: BW, CW

SL10 Stripe Mock Oxford Shirt – Long Sleeve

Size: (Reg) S – 6XL
(Long) M – 4XL
(X-Long) L – 3XL
Color: WB

SL20 Stripe Mock Oxford Shirt – Short Sleeve

Size: (Reg) S – 6XL
(Long) M – 5XL
Color: WB



SP14LB Shown

Men's Work Shirts

Executive Oxford Dress Shirts

- Two-piece, lined, banded, button-down collar
- Seven-button front
- Hemmed, spade-style pocket with angled bartacks
- Two-piece yoke
- Box-pleated back
- Tailored sleeve placket
- Soft, easy-care finish
- 4.75 oz. Yarn-Dyed Oxford
- 60% Combed Cotton / 40% Polyester

SR70 Executive Oxford Dress Shirt – Long Sleeve

Sizes: (Neck) 14.5" – 21.5"
Colors: BS, FB, LB, WH

SR60 Executive Oxford Dress Shirt – Short Sleeve


Sizes: (Neck) 14.5" – 21.5"
Colors: BS, FB, LB, WH



SR70BS Shown

Wrinkle-Resistant Cotton Work Shirts

- Two-piece, lined collar with no stays
- Six-button front with button at neck
- Two button-through, hex-style pockets with bartacked pencil stall on left pocket
- Change to Easy-care finish
- 6.0 oz. Twill
- 100% Wrinkle-Resistant Cotton



SC30 Wrinkle-Resistant Cotton Work Shirt – Long Sleeve

Sizes: (Reg) (GG, PB) S – 4XL
(KH) S – 3XL
(LB, NV) S – 5XL
(Long) (GG, KH, PB) M – 4XL
(LB) M – 5XL
(NV) L – 6XL

Colors: GG, KH, LB, NV, PB

SC40 Wrinkle-Resistant Cotton Work Shirt – Short Sleeve

Sizes: (Reg) (GG, LB, NV, PB) S – 4XL
(KH) S – 3XL
(Long) (GG, PB) L – 3XL
(KH) L – 3XL
(LB, NV) L – 4XL

Colors: GG, KH, LB, NV, PB



SC10GG Shown



Men's Work Shirts

NEW – Crew Shirt

- Ripstop fabric is 75% stronger than other poplin workwear fabrics
- Concealed, no-scratch, button-front placket
- Sleeve utility pocket
- Great color retention, soil release, and moisture management
- Straight hem for a professional, untucked look
- 4.25 oz. Ripstop
- 65% Polyester / 35% Cotton

SY10 Crew Shirt – Long Sleeve

Sizes: (Reg) S – 4XL

(Long) L – 2XL

Colors: BR, CR, CG

SY20 Crew Shirt – Short Sleeve

Sizes: (Reg) S – 4XL

(Long) L – 2XL

Colors: BR, CR, CG



BR CR CG



SY10BR Shown

PennEdge® Coordinated Emblems



From embroidery to emblems, including the PennEdge® coordinated emblem, AlSCO® offers a variety of ways to keep your brand front and center.

PennEdge is a patented, coordinated embellishment program that uses the same fabric found in your uniform shirt. These emblems feature a low-profile, stitched mini-border that allows the emblem to blend into the garment, giving it the look and feel of direct embroidery.

Work Shirts – Performance Knit[®]

NEW – Professional Polo

- Modern fits for men and women for ease of movement and performance of daily tasks
- Tagless collar for added comfort
- Set in, hemmed sleeves allow for ease of movement without binding
- Sleeve pocket features an inset double compartment for pens, pencils, or small tools
- Straight hem with side vents allows the shirt to be worn tucked or untucked and aids movement over the hips

- Superior color retention and wicking to keep wearer cool and comfortable
- Grid texture maintains its professional appearance by minimizing dirt and resisting snags and wrinkles
- 5.0 oz. Poly Performance Knit
- 100% Polyester

SK90 Men's Professional Polo

Sizes: S – 6XL

Colors: BK, GY, MB, NV, RB,
RD, TN, WH

SK91 Women's Professional Polo

Sizes: XS – 3XL

Colors: BK, GY, MB, NV, RB,
RD, TN, WH



SK90MB Shown



SK91MB Shown



NEW – Active Polo

- Specially designed for high performance in active work environments
- Designed to maintain shape and color after wash and wear
- Tagless collar for added comfort
- Set in, hemmed sleeves allow for ease of movement without binding
- Sleeve pocket features an inset double compartment for pens, pencils, or small tools
- Straight hem with side vents allows the shirt to be worn tucked or untucked and aids movement over the hips

- Mesh fabric that offers a more open knit pattern that allows for greater breathability and cooling under the arms and on the back.
- Snag and wrinkle resistance helps maintain a professional appearance
- 5.0 oz. Poly Performance Fabric
- 100% Polyester

SK92

Sizes: S – 6XL

Colors: BK, GY, MB, NV,
RB, RD, TN, WH



SK92RD Shown

Work Shirts – Performance Knit

Work Tee

- Rib knit collar adds durability to the collar and maintains a professional appearance over time
- Tagless label for added comfort
- Sleeves reinforced and built for ease of movement and durability
- Underarm gussets for greater range of motion while lifting and stretching without coming untucked
- Modern fits for men and women for ease of movement and performance of daily tasks
- Straight hem allows the shirt to be worn tucked or untucked

- Superior color retention and wicking to keep wearers cool and comfortable
- Snag and wrinkle resistance helps maintain a professional appearance
- Grid texture aids in minimizing dirt and resisting snags
- 5.3 oz. Poly Performance Fabric

SK80 Men's Work Tee


Sizes: S – 6XL
Colors: BK, GY, MB, NV

SK81 Women's Work Tee

Sizes: XS – 3XL
Colors: BK, GY, MB, NV



SK80GY Shown



Our Green Approach



Because we care about the communities we work in and the world we live in, our green approach reaches beyond the products we sell. It's a core component of who we are and what we do.

Selecting Green Products and Partners

- Choosing sustainable vendor-partners, including our paper supplier who was recently ranked the *2nd Greenest Company in the World*
- Offering certified green facility products and services, including 100% PVC-free floor mats

Reducing for Sustainability

- Using 50% less water and 30% less chemicals with our improved water re-use system
- Using 63% less energy in our newest facilities compared to non-commercial laundering
- Using the lowest levels of gas emissions possible with efficient delivery routes
- Eliminating potentially harmful nonylphenol ethoxylates (NPEs) from our detergents as part of the EPA's *Safer Detergents Stewardship Initiative*

Work Shirts

NEW—High Visibility Ripstop Work Shirts

- Touchtex™ technology with superior color retention, soil release, and wickability
- Designed for unmatched durability
- Provides cool surface texture for additional comfort
- Industrial-friendly hi-visibility ripstop
- 360° visibility with front and back 2" silver-reflective striping
- Pre-cure durable press
- Button front closure
- Two button-through, hex style pockets with pencil stall in left chest pocket
- UFP 40 rating
- ANSI-Compliant
- 4.25 oz. Ripstop
- 65% Polyester/35% Cotton



SY14HV Shown

**Hi-Visibility Ripstop Work Shirt:
Class 2, Level 2**

SY14HV Long Sleeve

Sizes: (Reg) M – 4XL
(Long) L – 2XL

SY24HV Short Sleeve

Sizes: (Reg) M – 4XL
(Long) L – 2XL



**Hi-Visibility Ripstop Work Shirt:
Class 3, Level 2**

**SY14AB Hi-Visibility Ripstop
Work Shirt–Long Sleeve**

Sizes: (Reg) M – 4XL
(Long) L – 2XL

**SY24AB Hi-Visibility Ripstop
Work Shirt–Short Sleeve**

Sizes: (Reg) M – 4XL
(Long) L – 2XL



SY14AB Shown

Men's Work Pants

Five-Pocket Relaxed Fit Jean

- Relaxed fit with traditional rise sits at the natural waist
- Deep front pockets
- Relaxed seat and thigh
- Antique brass rivets
- 13.75 oz. Heavyweight Denim
- 100% Cotton

PD60

Sizes: 28" – 54" waist
Up to 36" inseam
Color: PW



PW



PD60PW Shown



Loose-Fit Dungaree

- Loose fit with updated rise sits slightly below the natural waist
- Full cut through the seat and thigh
- Bartacks at stress points
- Two deep, scoop-front pockets and two oversized hip pockets
- Double rule pocket on right leg, hammer loop on left leg
- Straight leg fits over the top of work boots
- 13.75 oz. Heavyweight Denim
- 100% Cotton

PD80

Sizes: 28" – 50" waist
Up to 36" inseam

Colors: PW, SW



PD80SW Shown

Men's Work Pants

Classic Rigid Jean

- Classic fit with traditional rise sits at the natural waist
- Slimmer leg opening, designed to fit over work boots
- Tough denim for strength and wearability
- No rivets
- 13.75 oz. Heavyweight Denim
- 100% Cotton

PD52

Sizes: 29" – 50" waist
Up to 34" inseam

Color: DN



DN



PD52DN Shown



PT88BK Shown



PT66BK Shown



Cargo Pants & Shorts


- Touchtex™ technology with superior color retention, soil release, and wickability
- Updated utility-style cargo pants offer a relaxed fit
- Slack-style front pockets and two set-in hip pockets
- Bellow cargo pockets with pocket flap and snap closures
- 7.5 oz. Twill
- 65% Polyester / 35% Cotton

PT88 Cargo Pant

Sizes: 30" – 50" waist
Up to 36" inseam
Colors: BK, CH, KH, NV

PT66 Cargo Short

Sizes: 30" – 50" waist
12" inseam
Colors: BK, KH, NV



Men's Work Pants

Cotton Cargo Pants & Shorts

- Relaxed fit in wrinkle-resistant cotton
- Jean-style waistband with button closure
- Two slack-style front pockets
- Back patch pockets with flaps and snap closures
- Two bellow cargo pockets with pocket flaps and snap closures
- 8.5 oz. Twill
- 100% Wrinkle-Resistant Cotton

PC76 Cotton Cargo Pant


Sizes: 30" – 50" waist
Up to 36" inseam

Colors: KH, NV

PC86 Cotton Cargo Short

Sizes: 30" – 50" waist
12" inseam

Colors: KH, NV



KH NV




PC76KH Shown



PC86KH Shown

Industrial Work Pants

- Touchtex™ technology with superior color retention, soil release, and wickability
- Slack-style front pockets and two set-in hip pockets; left pocket has button closure
- Traditional, easy fit
- 7.5 oz. Twill
- 65% Polyester / 35% Cotton



PT20 Dura-Kap® Industrial Pant with folder-set waistband and button closure

Sizes: (BK,BN,CH,KH) 28" – 54" waist
(NV) 28" – 60" waist
Up to 36" inseam

Colors: BK, BN, CH, KH, NV

PT60 Elastic Insert Work Pant with self-fabric waistband and elastic inserts

Sizes: (BK) 29" – 50" waist
(BN,SG) 29" – 54" waist
(CH) 27" – 58" waist
(KH) 29" – 46" waist
(NV) 27" – 60" waist
(WH) 29" – 42" waist
Up to 36" inseam

Colors: BK, BN, CH, KH, NV, SG, WH



PT20CH Shown



Men's Work Pants



PC20NV Shown

Wrinkle-Resistant Cotton Work Pant

- Folder-set waistband with button closure for a comfortable fit
- Slack-style front pockets and two set-in hip pockets; left pocket has button closure
- Traditional, easy fit
- 8.5 oz. Twill
- 100% Wrinkle-Resistant Cotton

PC20

Sizes: 28" – 56" waist
Up to 36" inseam

Color: NV



NV



PT2ABK Shown



PT4ABK Shown

Performance Shop Pants & Shorts

- Relaxed, modern fit that combines the durability of work pant with the comfort of a jean
- Concealed, no-scratch button at waistband expands up to 3 additional inches
- Wide, reinforced belt loops
- Two jean-style front pockets
- Two oversized hip pockets; no-scratch cargo pocket on left leg and unique double-pocket design on right leg
- Reinforced knees with strategically placed darts



- Full inseam gusset
- Relaxed cut leg fits easily over work boots
- Double-needle stitching
- 8 oz. Twill
- 54% Polyester / 42% Cotton / 4% Spandex

PT2A Performance Shop Pant

Sizes: 30" – 50" waist
Up to 36" inseam
Colors: BK, CH, NV

PT4A Performance Shop Short

Sizes: 30" – 50" waist
13" inseam
Colors: BK, CH, NV



BK CH NV


Men's Work Pants

Jean-Cut Pant

- Touchtex™ technology with superior color retention, soil release, and wickability
- No-roll waistband maintains a crease and withstands abrasion
- Button closure
- Frontier-style pockets and patch hip pockets
- Slightly tapered leg
- Double-needle felled seam riser
- 7.5 oz. Twill
- 65% Polyester / 35% Cotton

PT50

Sizes: (CH) 28" – 44" waist
(NV) 28" – 50" waist
Up to 36" inseam
Colors: CH, NV



PT50CH Shown

Pleated Twill Pant

- Touchtex™ technology with superior color retention, soil release, and wickability
- Folder-set waistband with hook-and-eye closure
- Slack-style front pockets and two set-in hip pockets; left pocket has button closure
- Classic silhouette with double front pleats
- 7.5 oz. Twill
- 65% Polyester / 35% Cotton


PT38

Sizes: (BK, KH) 28" – 44" waist

(NV) 28" – 52" waist

Up to 36" inseam

Colors: BK, KH, NV



BK

KH

NV



PT38KH Shown

Coverings



KT30NV Shown

Industrial Shop Coat

- Five concealed grippers
- One-piece notched lapel
- Two chest pockets and two lower pockets
- Side vent openings and back vent
- 43.75" length (based on size 42)
- 7.25 oz. Twill
- 65% Polyester / 35% Cotton

KT30

Sizes: 36" – 58" chest

Color: NV



NV

Industrial Jackets

- Lined with black quilted lining
- Two lower inset pockets and utility pocket on left sleeve
- 7.25 oz. Twill
- 65% Polyester / 35% Cotton

JT50 Perma-Lined Panel Jacket


Sizes: (Reg) S – 6XL
(Long) M – 5XL
(X-Long) XL – 3XL
Color: NV

JT22 Slash Pocket Jacket

Sizes: (Reg) S – 6XL
(Long) (BK,CH) L – 4XL
(NV) M – 5XL
(X-Long) (NV) XL – 3XL
Colors: BK, CH, NV

JT38 Solid Team Jacket – Lined

Sizes: (Reg) S – 6XL
(Long) (BK,CH) L – 4XL
(NV) M – 5XL
(X-Long) (NV) XL – 3XL
Colors: BK, CH, NV



JT38CH Shown



JT50NV Shown



JT22NV Shown

Coverings

Denim Bib Overall

- Heavy-duty, non-corrosive hardware and buttons
- Bib pocket with flap and snap closure
- Two set-in front pockets and two patch hip pockets
- Rule pocket on right leg, hammer loop on left leg
- Triple-needle seams
- Deluxe diamond back construction
- Relaxed fit
- 11.75 oz. Denim
- 100% Cotton

BD10

Sizes: 30" – 56" waist
Up to 36" inseam

Color: DN



DN



BD10DN Shown



CT10CH Shown


Twill Action Back Coverall

- Two-way brass zipper
- Gripper at top of zipper and lapel
- Hemmed sleeves
- Two set-in front pockets
- Patch hip and chest pockets
- Rule pocket on right leg
- 7.25 oz. Twill
- 65% Polyester / 35% Cotton

CT10

Sizes: (Reg) (CH,WH) 34" – 58" chest
(NV) 34" – 62" chest
(PB) 36" – 56" chest
(Long) (CH,PB) 40" – 54" chest
(NV) 38" – 58" chest
(WH) 40" – 52" chest

Colors: CH, NV, PB, WH



CH NV PB WH

Coverings

Button-Front Coverall


- One-piece topstitched collar
- Concealed stainless-steel button front
- Two set-in front pockets and two patch hip pockets
- Chest pockets and rule pocket on leg
- Sized to be worn over clothes
- 10 oz. Fisher Cloth (HB)
- 8.5 oz. Twill (NV, PB, WH)
- 100% Pre-Shrunk Cotton

CC16

Sizes: (Reg) (HB) 36" – 58" chest
(NV,PB,WH) 40" – 52" chest
(Long) 40" – 52" chest
Colors: HB, NV, PB, WH



CC16HB Shown



HB NV PB WH



Women's Work Shirts



SP13LB Shown



Women's Industrial Work Shirts

- Touchtex™ technology with superior color retention, soil release, and wickability
- Two-piece, lined, sewn-in stays for collar
- Five buttons, plus gripper at neck
- Stitched-down front
- Two button-through, hex-style pockets with bartacked pencil stall in left pocket to keep you organized and ready
- Squared bottom hem can be tucked in or left out
- 4.25 oz. Poplin
- 65% Polyester / 35% Cotton

SP13 Women's Work Shirt – Long Sleeve

Sizes: (LB, NV, WH) S – 4XL
(MB) S – 2XL

Colors: LB, MB, NV, WH

SP23 Women's Work Shirt – Short Sleeve

Sizes: (LB, NV, WH) S – 4XL
(MB) S – 3XL

Colors: LB, MB, NV, WH



Women's Work Pants

Women's Cargo Pocket Pant

- New women's fit with natural waist
- Heavy-duty brass ratcheting zipper
- Button closure
- Two slack-style front pockets
- Two set-in hip pockets, left has button closure
- Darts over hip pockets for better fit
- Two patch leg pockets with inverted center pleat
- One-piece pocket flap with mitered corners
- Two concealed snap closures
- Continuous one-piece folder set
- 7.5 oz. Twill
- 65% Polyester / 35% Cotton

PT89 Women's Cargo Pocket Pant

Sizes: Women's 4 – 20
Colors: BK, KH, NV



BK KH NV



PT89BK Shown

Women's NMotion® Pant

- Updated fit and contemporary styling
- "No-gap" waistband cut on bias for a more flattering fit
- Two front pockets and one set-in hip pocket on right
- Memory stretch yarns for flexibility
- Easy fit with straight leg

PZ33 Women's NMotion® Pant

- 7.5 oz. Stretch Twill
- 80% Polyester / 20% Cotton

Sizes: Women's 2 – 24

Colors: BK, KH, NV

PT27 Women's Plain Front Short

- 8" inseam
- 7.5 oz. Twill
- 65% Polyester / 35% Cotton

Sizes: Women's 4 – 22

Colors: BK, NV, TN



BK

KH

NV

TN



PZ33KH Shown



PT27TN Shown

Women's Work Pants

Women's Straight Fit Jean

- Updated, straight fit that sits just below the natural waist for a more feminine silhouette
- Slimmer straight thigh and leg for improved fit
- Leg opening fits over boots
- One-piece waistband with button closer
- Antique brass rivets
- 13.75 oz. Heavyweight Denim
- 100% Cotton

PD63

Sizes: Women's 4 – 22

Color: PW



PW



PD63PW Shown



All FreshSM by AlSCO Hygiene and Well-Being Services



Just-in-Time Service

All FreshSM by AlSCO Hygiene and Well-Being Services provide the best in facility services for your customers, your employees, and your business. With our just-in-time service, you can:

- Save time, space, and money by letting AlSCO manage your inventory
- Ensure your washroom dispensers are maintained and stocked
- Increase your professional image with quality, eco-friendly products
- Reduce cross-contamination, which can lower employee absenteeism, and keep you, your employees and your customers healthy

